

ISO9001



2023

2006

2012

2017



Camax Hardware
Hardware manufacturer
Overseas market
ISO9001



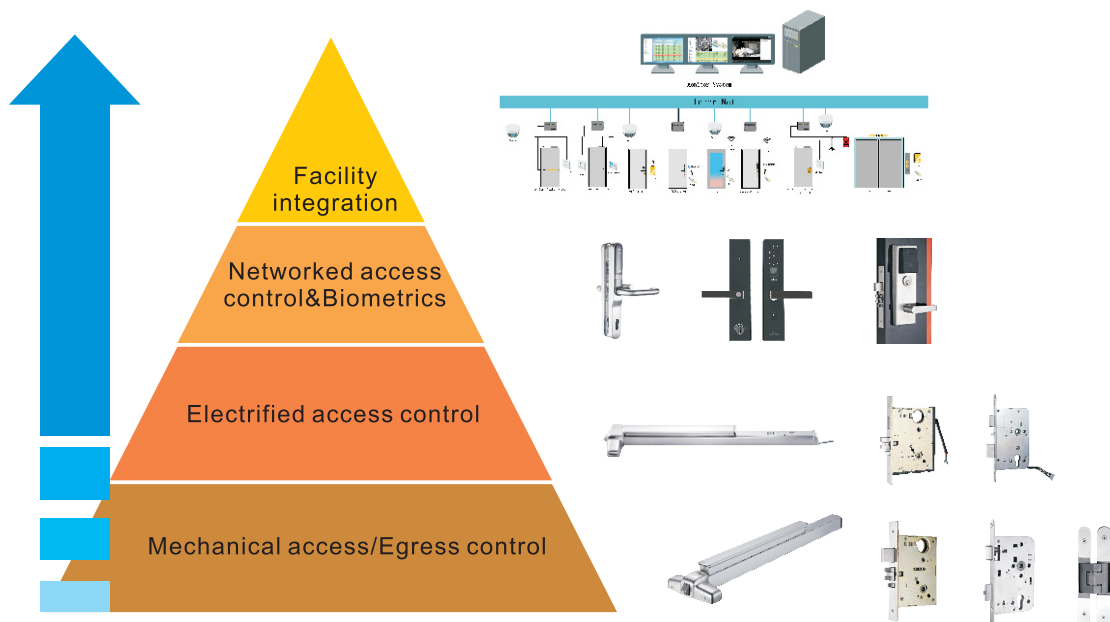
Safeone Industries
Solution offer
Domestic market
ISO9001
ISO14001



Camax IST
Electrified products
Intelligent products
Security and safety system
With ESD clean workshop
ISO9001

What we do: Focus on Security and Safety

R&D and manufacturer
Mechanism products
Electrical and electronic products
Security and safety system



Business Processes

Compliance



Quality Control



Product Performance Compliance and Certificates



Series, Families and Modular:

Cover and meet the different application and vertical markets

Modular to save cost


- Government
- Education
- Healthcare
- Hospitality
- Transportation
- Manufacture buildings
- Hotels
- Commercial buildings
- Retail environments
- Exhibition buildings
- Nuclear power station

Inspection equipment

1. Spectrometer
1 set, Material Testing



2. Video - measurement system
1 set . for dimension inspection




3. Salt spray test machine
1 set . anti-rutitest



4. Test machine for handle
2 set, According to EN1906



5. Test machine for security lock furniture
1 set , According to EN1906



6. Test machine for panic exit device
8 set , According to EN1125 U1305




7. Force and torch test machine



8 . Test machine
for invisible hinge



9 . Test machine for pull handle




11. Material
Test machine



10. ANSI mortise lock
test machine



12. Test Machine
for Electronic Lock



13. Test Machine for
Euro mortise lock



CONTENT

I . Mechanism product	
1.Panic exit devices	
1.1 Exit devices	
EN and ANSI style	
1.1.1 CMP400 series, touch bar, UL and CE	1-1,1-2
1.1.2 CMP955, full touch bar, conceal	1-3
1.1.3 CV01, conceal vertical lock	1-4
EN style	
1.1.4 CMP341, push bar with mortise lock	1-5
1.1.5 CMP350 series, push bar, narrow stile, CE	1-6
1.1.6 CMP366, push bar, conceal, CE	1-7
1.1.7 CMP500 series, push bar, multi-points, CE	1-8,1-9
1.1.8 CMP600 series, touch bar, multi-points	1-10,1-11
1.1.9 CMP800 series, touch bar, narrow stiles	1-12
ANSI style	
1.1.10 CMP000 series, touch bar, UL	1-13
1.1.11 CMP450 series, touch bar, UL	1-14,1-15
1.1.12 CMP466, touch bar, conceal, UL	1-16
1.1.13 CMP750 series, touch bar, narrow stile	1-17,1-18
1.1.14 CMP766, touch bar, conceal, narrow stile	1-19
Glass door panic devices	
1.1.15 CGP400 series	1-20
1.2 Emergency exit devices	
1.2.1 CMP571/576, push pad	1-21
1.2.2 CMP376, push pad, conceal	1-21
1.3 Euro profile mortise locks for exit device	
1.3.1 72-65PC/PT/PA	1-22
1.3.2 72-65DA/DP	1-23
1.3.3 72-60/65TR/TF	1-24
1.3.4 72-65LR/FR/CR	1-25
1.4 Trim	
1.4.1 CMPA004/004B/005/014/104	1-26
1.4.2 CMPA008/010	1-27
1.4.3 CMPA401/410	1-28
1.4.4 CMPA420	1-29
1.4.5 CMPA450	1-30
1.4.6 CMPA750	1-31
1.4.7 CMPA001/009/015, EP02	1-32
1.4.8 CMPA012/112/212/801	1-33
1.5 Glass Kit	
1.5.1 Glass kit for CMP400 series	1-34
1.6 Accessories	
1.6.1 Keep for CMP000/400	1-35
1.6.2 Dogging for CMP000/400	1-35
1.6.3 Dogging for CMP450/750	1-35

2. ANSI Commercial mortise locks	
2.1 CML800	2-1,2-4
2.2 CML816D, deadbolt	2-5
2.3 CML816L, for sliding door	2-5
2.4 Levers and escutchons	2-6
2.5 Thumbturn and indicator	2-7
2.6 ANSI Cylinder and rings	2-8
3. Push and pull pad	
3.1 PPH100 push/pull latch	3-1
3.2 PPH110 push/pull privacy cylindrical latch	3-1
3.3 ML70-1 Cylindrical latch	3-2
3.4 PPH100 with ANSI mortise locks	3-2,3-3
4. ANSI Residential entrance mortise lock	
4.1 CML890	4-1
5. Sound Proof Locks	
5.1 GT2000/2002/SF	5-1,5-2
6. EN mortise locks	
6.1 72-55/60/65A Sash lock	6-1
6.2 78-55/60/65WC Bathroom lock	6-1
6.3 72-55/60/65L Latchbolt	6-2
6.4 72-55/60/65D Deadbolt	6-2
6.5 72-60F Night latch	6-3
6.6 72-60/65C Classroom lock	6-3
6.7 72-60/65T Exit lock	6-4
6.8 72-60/65TA Exit lock with anti-thrust	6-4
6.9 72-55/60/65TF Automatic deadbolt locking	6-5
6.10 72-55/60/65P Roller lock	6-5
6.11 80-55/60A Sash lock	6-6
6.12 Lock with silence latch	6-6
6.13 Lock with anti-friction	6-7
6.14 Lock with magnetic latch	6-7
6.15 30-85/92A, 35-85/92A Narrow sash lock	6-8
6.16 30-85/92L, 35-85/92L Narrow latchbolt	6-8
6.17 30-85/92D, 35-85/92D Narrow deadbolt	6-9
6.18 30-85/92P, 35-85/92P Narrow roller latch	6-9
6.19 55/60D Deadbolt	6-10
6.20 55L LatchBolt Fire RatedLock	6-10
6.21 55P Roller latch	6-11
6.22 Strike	6-12
6.23 EN profile cylinder and keying	6-13

7. EN Door furniture and fixings	
7.1 ENI906 grade 4 and fire rated certificate	7-1,7-2
7.2 ENI906 grade 3 certificate	7-3,7-4
7.3 Narrow-stile doors crank handle	7-5
7.4 Solid Handle	7-6,7-15
7.5 Welding hollow handle	7-16
7.6 Tubular handle	7-17
7.7 Knobs	7-18
7.8 Thumbturn	7-19
7.9 Rose and Escutcheon	7-20,7-24.
7.10 Backplates	7-25,7-26
8. Window handle and cross bar	
8.1 Without cylinder	8-1
8.2 With cylinder, TBT, Button unlock	8-1
8.3 Push rod for parrallel opening window	8-2
9. Pull handle	
9.1 Solid pull handle	9-1,9-2
9.2 Hollow pull handle	9-3,9-7
9.3 Fixing	9-8
10. Invisible and adjustable hinge	
10.1 CHS001/002/003/004, conceal	10-1
10.2 CHS300, adjustable 3D hinge, conceal	10-2
10.3 CHS310, adjustable 3D hinge, conceal	10-3
10.4 CHS320, adjustable 3D hinge, conceal	10-4
10.5 CHS340, adjustable 3D hinge, conceal	10-5
10.6 CHS350, adjustable 3D hinge, conceal	10-6
10.7 CHS430, adjustable 3D hinge, conceal	10-7
10.8 SU800, adjustable 2D hinge, surface mounted	10-8
11. Pivot and butt hinges	
11.1 ADL120, center hung pivot	11-1
11.2 ADL250, center hung pivot	11-1
11.3 AD200, offset pivot	11-2
11.4 AD300, offset pivot	11-3
11.5 AD500, offset pivot	11-4
11.6 Butt hinges	11-5
12. Door coordinator	
12.1 SBJ001/002/003/004/005	12-1
12.2 Mounting blacket, MB01	12-1
13. Flush bolt	
13.1 CMC001/002/003/004/005/006/007, manual	13-1
13.2 CMC008, automatic flush bolt, metal door	13-2
13.3 CMC108, manual/automatic flush bolt, metal door	13-2
13.4 CMC009, automatic flush bolt, wood door	13-3
13.5 CMC109, manual/automatic flush bolt, wood door	13-3
13.6 CDP001/002, dust proof strike	13-3

14. Emergency Release Door stop	
14.1 EMD001	14-1
14.2 EMD002, hold back	14-1
15. Door Stopper	15-1,15-2
16. Anti-bacterial coating	16-1
II. Electronic product and system	
17. Electrical panic exit device and trim	
17.1 CMP400-DJ, standalone and alarm	17-1
17.2 CMP400-DE, delay egress	17-1
17.3 CMP450-DJ, standalone and alarm	17-2
17.4 CMP450-DE, delay egress	17-3
17.5 Automatic electrical latch retraction, CMP450/466/955-ELR	17-3
17.6 CMPA410-TD, electrical trim	17-4
17.7 CMPA420-TD, electrical trim	17-4
17.8 CMPA910, electronic trim	17-4
18. Electrical mortise lock	
18.1 CML850, electrical ANSI mortise lock-Solenoid	18-1
18.2 CML855, electrical ANSI mortise lock-Solenoid(with deabolt)	18-2,18-3
18.3 CML860, electrical ANSI mortise lock-Motor	18-4
18.4 72-60TD, electrical EN auto-locking mortise lock-Solenoid	18-5
18.5 72-60TM, electrical EN mortise lock-Motor	18-6
18.6 72-60TMB, electrical EN mortise lock-Motor	18-7
18.7 72-60TMC, electrical EN auto-locking mortise lock-Motor	18-8
18.8 40TDA, electrical EN mortise lock-Solenoid	18-9
18.9 40TDB, electrical EN mortise lock-Solenoid	18-9
18.10 45D-TM, electrical EN auto-locking mortise lock-Motor	18-10
18.11 ES1-TD, electrical trim for ANSI mortise lock	18-10
19. Electronic lock	
19.1 wLock20, Wireless lock	19-1
19.2 wLock40, Wireless finger vein lock and standalone	19-2
19.3 wLock60, Wireless lock and standalone	19-3
20. Hub and access control box	
20.1 AC-100, hub and access control box	20-1
20.2 MB-100, mini hub	20-1
20.3 ASPC-100, Single door access control unit	20-2
20.4 ASPC-200, access control box	20-2
21. Encoder and Card Reader	21-1
22. Power Transfer Device	22-1
23. Electromagnetic lock and Electrical strike	23-1
24. CamaxBSS Integrated access control & video management solutions	24-1
25. Hotel lock and accessory(OEM)	25-1

DOOR HANDING

American Handing



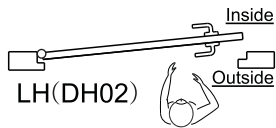
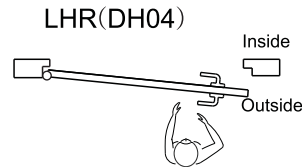
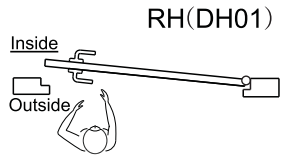
Handed is to look at the door from outside.

RH: Right Hand

RHR: Right Hand Reverse

LH: Left Hand

LHR: Left Hand Reverse



DIN Handing

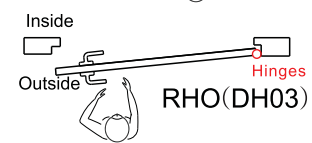
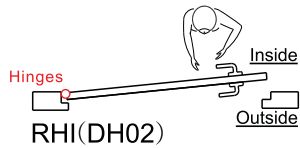
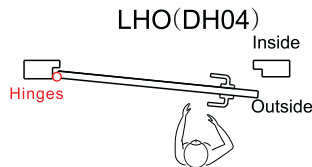
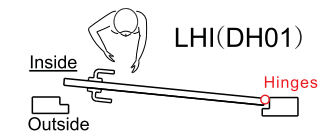
Handed is to look at the door from the hinge side.

LHI: Left Hand opening Inward

LHO: Left Hand opening Outward

RHI: Right Hand opening Inward

RHO: Right Hand opening Outward



Australia Handing

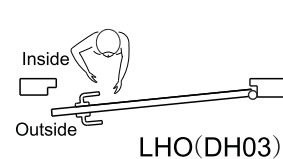
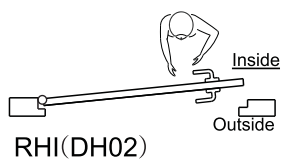
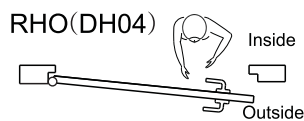
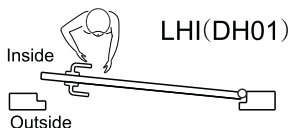
Handed is to look at the door from inside.

LHI: Left Hand opening Inward

LHO: Left Hand opening Outward

RHI: Right Hand opening Inward

RHO: Right Hand opening Outward



Jiangmen Camax Hardware Co., Ltd.

Add: Bldg D&2, NO.173, Jianshesanlu, Jiangmen, Guangdong, China

Zip code: 529000

Tel: 0086-750-3238361, 3238362

Fax: 0086-750-3283006

E-mail: Info@camax.cn

Web Site: www.camax.cn

Jiangmen Camax Intelligent Security Technology Co., Ltd.

Add: Bldg H, NO.173, Jianshesanlu, Jiangmen, Guangdong, China

Tel: 0086-750-3222362, 3222687

Fax: 0086-750-3222633